

Country of Origin : China
Operating Temperature : 0~40 [°C]
Dimension : 115 x 55 x 35 [mm]
Efficiency level (ErP) : VI

Approvals / Marks :



For UNI models only:





Specifications

| Model | Voltage DC [V] | Loading [A] | Max. Power [W] | Ripple / Noise [mV] p-p | Connector [mm] |
|-----------------|----------------|-------------|----------------|-------------------------|----------------|
| SYS1548-5012-T2 | 12 | 0~4.17 | 50 | 200 | 2.1x5.5x11 |
| SYS1548-5024-T2 | 24 | 0~2.08 | 50 | 240 | 2.1x5.5x11 |
| SYS1548-6512-T2 | 12 | 0~5.42 | 65 | 180 | 2.1x5.5x11 |
| SYS1548-6512-T2 | 12 | 0~5.42 | 65 | 180 | 2.5x5.5x11 |
| SYS1548-6512-T2 | 12 | 0~5.42 | 65 | 180 | (*) |
| SYS1548-6515-T2 | 15 | 0~4.33 | 65 | 200 | 2.1x5.5x11 |
| SYS1548-6518-T2 | 18 | 0~3.61 | 65 | 240 | 2.1x5.5x11 |
| SYS1548-6519-T2 | 19 | 0~3.42 | 65 | 240 | 2.1x5.5x11 |
| SYS1548-6524-T2 | 24 | 0~2.71 | 65 | 300 | 2.1x5.5x11 |
| SYS1548-6536-T2 | 36 | 0~1.80 | 65 | 360 | 2.1x5.5x11 |

Features:

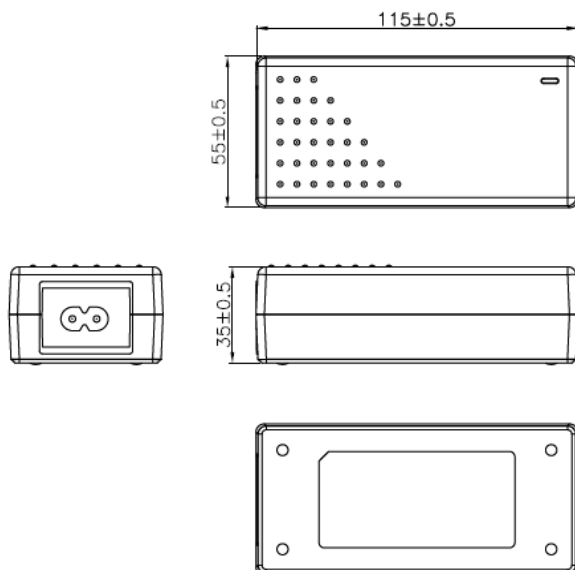
| | | |
|-------------------|---|---|
| (*) DC Connectors | mentioned or It will be provide with the specify model per request. | <p>"E" - 4.2 x 6.0 x 10 CenterPINØ1.4mm (black) for LCD (DELL+LG)</p> <p>"B" - 2.1 x 5.5 x 9.5 (black) for common use</p> <p>"M" - 2.5 x 5.5 x 11.5 (white) for LCD ACER</p> <p>"D" - 3.0 x 6.3 x 9 (green) for LCD ACER</p> <p>"E" - 1.7 x 5.5 x 11.5 (yellow)</p> |
|-------------------|---|---|

Available in 2 inlet versions: C7 (T2)  C13(T3) 
Output connector: standard: 2.1 x 5.5 x 11mm or customer requirement | Regulated Output With Low Ripple Noise | Safety Agency Requirements and EMI/EMS Certified
Private Label Marking Available | Modified and Custom Design Available | 2 Years Warranty

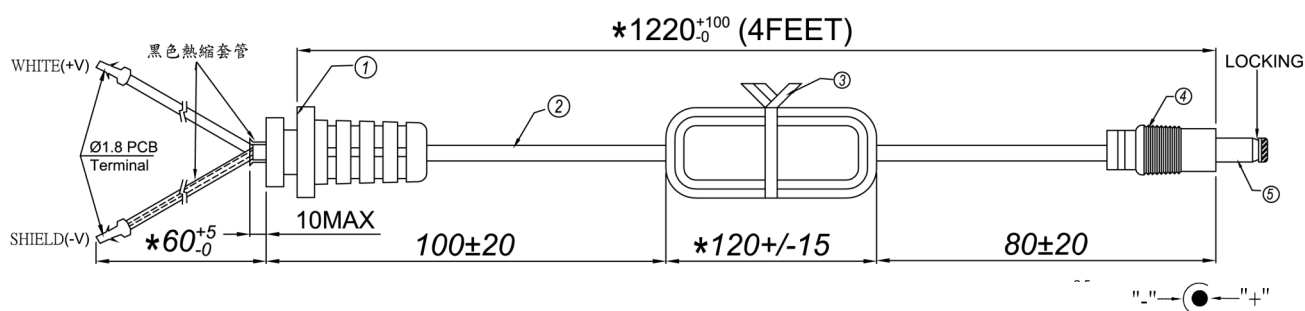
| OUTPUT | |
|-----------------------------------|---|
| Turn delay | 3000 ms max@AC low line input@output full load |
| Hold up time | 5ms min@AC nominal input@output full load (>half cycle) |
| Efficiency (Normal) | Meet CEC,DOE,ERP,MEPS Level VI@115v/60HZ,230V/50HZ |
| Transient response (dv,tmax) | 0.4V dv max At AC nominal input loading from 20%load to 80% load 16ms tmax Dynamic rise time 10 us max,duty 40ms max,Dynamic load step is slew rate of 0.5A/us |
| Power out.Limit | Peak 75w |
| Burn in limit | Full load 2 Hours |
| Power consumption | Less than 0.075W ms max. At AC nominal input@output min load |
| INPUT | |
| Voltage | (90~264)VAC |
| Frequency | (47~63)hz |
| Current | 2.0A rms@AC low line input and DC output full load |
| Inrush Surge Current (cold start) | 40/80A max@power supply cold start,ambient temperature 25°C @115Vac/230Vac nominal AC input |
| leakage current | T2:0.25mA max T3:3.0mA max |
| PROTECTION | |
| Over current/ Short protection | The power supply will self-protect any output to ground & auto recovery when abnormal circuit faults remove. An output short |
| Over Voltage | The power supply will be auto recovered when faults remove |
| Input protection | F1:3.15A 250V Fuse The power supply shall be protected against power line surges and any abnormal condition |
| No Load protection | The power supply is provided with no load operation to prevent the power supply and system from damage. |
| Protection class | II, (ITU-T K.21 Surge 6KV on request) |

| CE | |
|---|--|
| EMC | 2014/30/EU |
| LVD | 2014/35/EU EN 62368-1:2014+A11:2017 |
| SAFETY | |
| CB CE GS FCC cULus SAA RCM UKCA | |
| OTHERS | |
| Dielectric Strength | Primary to Secondary:3000VAC 10mA/60S |
| M.T.B.F | 500,000 Calculated Hours at 25°C, by Telcordia SR-332 |
| Cable Length | 1500mm (5 feet) standard cable or as required |
| PLD (power line disturbance) | Line power surge Line voltage SAG-more info on request |
| Cooling method | Natural Convection Cooling |
| Housing material | PC or PPO |
| Temperature coefficient: | < ±0.5% / °C |
| ENVIRONMENT | |
| Temperature | Operating: 0~40°C / Storage: -20~85°C |
| Humidity | Operating: 8%~90%RH / Storage: 5%~95% RH non condensing |
| WEIGHT | |
| NW: 290g/pc | |
| GW: 16kg/box | |
| PACKING | |
| PE plastic bag | 60 pcs/1 box 48x44x23 cm |

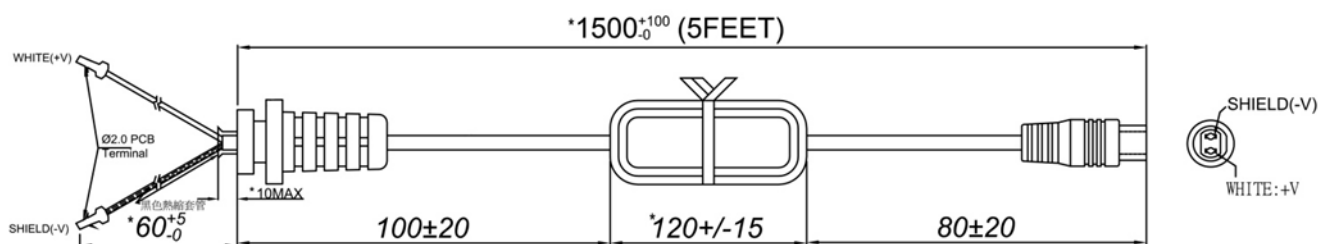
Mechanical case specification:



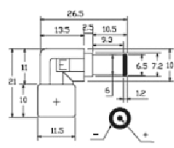
Cable specification:



a) UNI cable type (1185#16*1C + shield / 5FT) ---- types of UNI plugs can be changed by customer



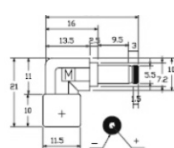
"E" type: (4.2x6.0x10.0 CPØ1.4)



"B" type: (2.1x5.5x9.5)



"M" type: (2.5x5.5x11.5)



"D" type: (3.0 x 6.3 x 9)



b) FIX cable type (1185#16 for 12V model, 1185#20 for 24V model)

